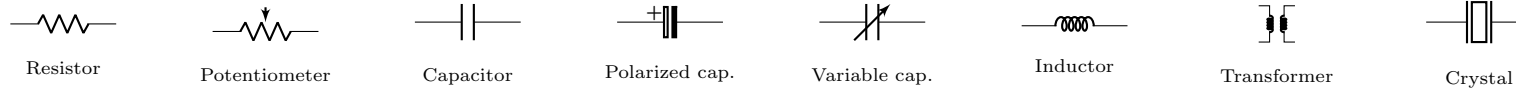


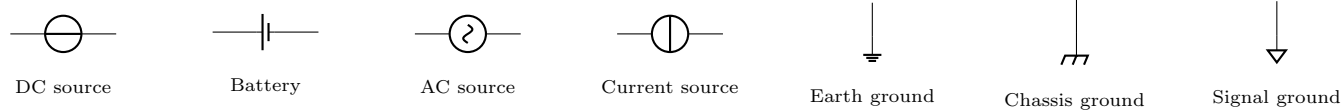
Circuit Symbols Cheat Sheet

The 41 most common schematic symbols, grouped by category | shown in ANSI/IEEE style

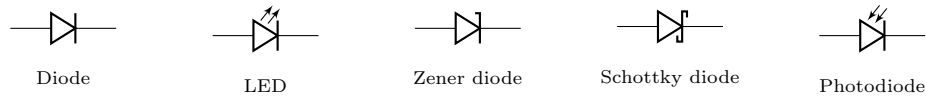
Passive Components



Power & Ground



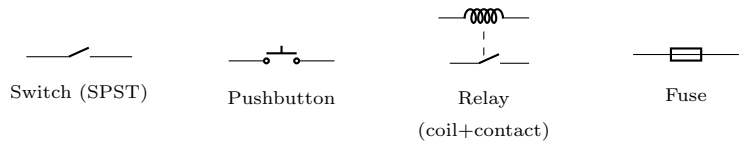
Diodes & LEDs



Transistors & Active



Switches, Relays & Protection



Logic Gates



Connectors & Meters



Quick tips: A solid dot where wires meet = connected node (no dot = they just cross). **Resistor:** zig-zag = ANSI, plain rectangle = IEC 60617 (JIS matches IEC). **Watch polarity** on electrolytic caps, diodes & LEDs — the bar / curved plate is the cathode (-).

jlcpcb.com — from *Circuit Symbols: The Complete Chart & Guide for Electronic Diagrams [2026]*